

JUNG



Display devices

Functional versatility with optimum ease of use



KNX Smart-Pilots

Intuitive operation via resistive touch screen

With the fanless SMART PILOT PC for wall mounting, you control all the building functions from a central location. The integrated software Facility Pilot enables the visualisation and control of the technical processes throughout the house. A video phone software program for the integration of JUNG door communication systems has already been preinstalled. High-quality glass frames in white and black guarantee an elegant visual effect.

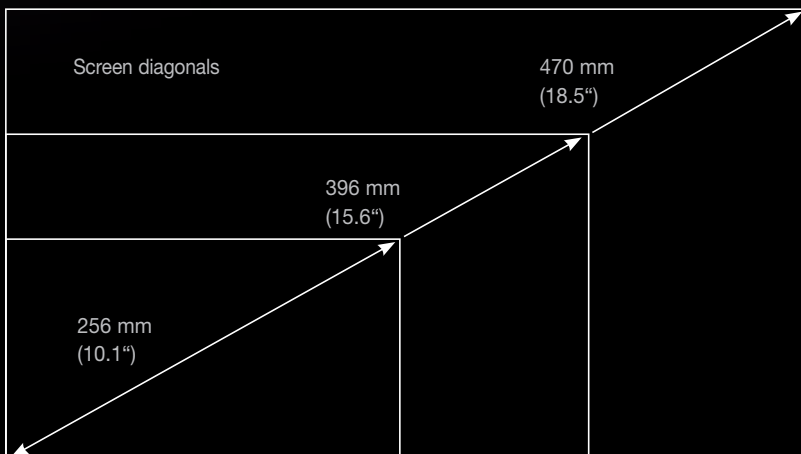
For convenient operation, you use the new resistive surface. You control the required function completely intuitively by touching the monitor and you can also display complete rooms or retrieve consumption values. Whether for use in public buildings, hotels or private homes: the KNX SMART PILOT is always the ideal "control centre". The SMART PILOT is available in three different display sizes with a screen diagonal of 25.6 cm (10.1"), 39.6 cm (15.6") or 47 cm (18.5").



Glass frame in black



Glass frame in white



Two of the four USB connectors are freely accessible in the built-in device state. The two other connectors are located on the back of the SMART PILOT PC, as well as two separate LAN connections.

28.02.2010 16:49   

Living room 2 / 2

Shutter/Blinds		
Room temperature		21.4 °C
Setpoint temperature		17.5 °C

 Functions back

 Functions back

Setpoint temperature		17.5 °C
Room temperature		21.4 °C

KNX Colour touch panel IP

Ease of use via colour touch monitor

The KNX colour touch panel IP is a control and signalling panel for regulating the building services via a 14.5 cm (5.7") colour touch screen. Ideal for use in private houses but also e.g. in conference rooms of public buildings. The processes of lighting, blind control, heating etc. can be conveniently controlled and monitored with the panel and thus create optimum room conditions. In addition to its sophisticated home automation software, the panel also has a TCP/IP interface for connection to local or external networks. This opens up further possibilities: emails can be displayed, retrieved and read, predefined emails can be sent and current news items can be displayed (RSS feed). Convenient remote access via PC client is also possible. It can be installed on your PC as an independent tool and several panels can even be managed on one computer.



With the FP 701 Client, JUNG shows once again its competence in mobile applications for controlling KNX functions. This new app allows the Facility Colour Touch Panel IP to be conveniently controlled remotely: using an iPhone, iPad and iPod!

The FP 701 Client app is only available in the iTunes App Store. A demo project is included in the download version. The app is limited to a running time of 15 minutes, and your personal project is loaded at each new start.

KNX Smart Panel

The fanless KNX Smart Panel display for wall installation makes the control of modern KNX house technology simply more convenient. Used as the central control unit, the control and monitoring of light, blinds and shutters, heating and air-conditioning systems, alarm systems and multimedia is thus carried out from a central location. In addition, the Smart Panel has an integrated 1.3 megapixel digital camera, a high-quality loudspeaker and a microphone. With elegant design frames in glass, aluminium or stainless steel, the Smart Panel wins over with an elegant appearance.

Thanks to the new, integrated JUNG configuration software, the initial setup of the Smart Panel is fast and easy. In addition, the uniform JUNG operating interface provides intuitive control of all functions. The logical interface structure can be recognised in the colour touch display in 16:9 format and in the screen diagonal of 229 mm.



Elegant black glass frame



Glass frame in a brilliant white



Design frame made of high-quality stainless steel



JUNG

Start

4 Rooms

Functions 1

Living

Kitchen

Bathroom

Home Office

Light

On

Presence

Welcome



KNX Compact room controller


More performance in the smallest of spaces

The Compact room controller with integrated bus coupler enables the central regulation of the lighting, temperature and blinds as a compact room control device. The device has three large operating surfaces for convenient switching, dimming or for blind control. If required, you can also program valuator functions such as dimming, temperature or brightness values and light scene inputs.

For rapid information: you can clearly read the room or setpoint temperature from the inverted monitor with illuminated, digital display as well as the current time in connection with the KNX timer. And for increased flexibility, the connection of the extension module enables an expansion of up to four different push-buttons. The push-buttons are supplied as complete sets for quick installation.



LS 990 version



Compact module
combined with
extension module
in a 2-gang frame



CD 500 version



Acreation version



KNX Smart Control

House control has never been this smart: The new, compact, KNX room controller device with touch screen in switch design reduces the complexity of room functions to the usability of a smartphone.

Light, blinds, shutters, temperature control and much more is controlled using the intuitive touch screen and the sensory operating buttons. A combination with a push-button extension module is also possible to extend the functionality.

The Smart Control also has something to offer visually: In connection with design frames from the LS ranges and the Flat Design it projects an elegant image and integrates itself harmoniously into the existing electrical installation.



Smart panel in LS plus frame



Combined in Flat Design frame for a flush appearance



Smart panel in LS Design frame



Timeless classic: Combination with LS 990 frame



Inside 20° C Outside 10° C 15.05.2012

Start

Light
On



Presence
Welcome



Smart intuitive operation

The operation of the Smart Control is simply convenient and follows a well thought-out operating philosophy. The colour TFT touch screen has, as do all JUNG Smart Displays, the intuitive “Smart User Interface”.



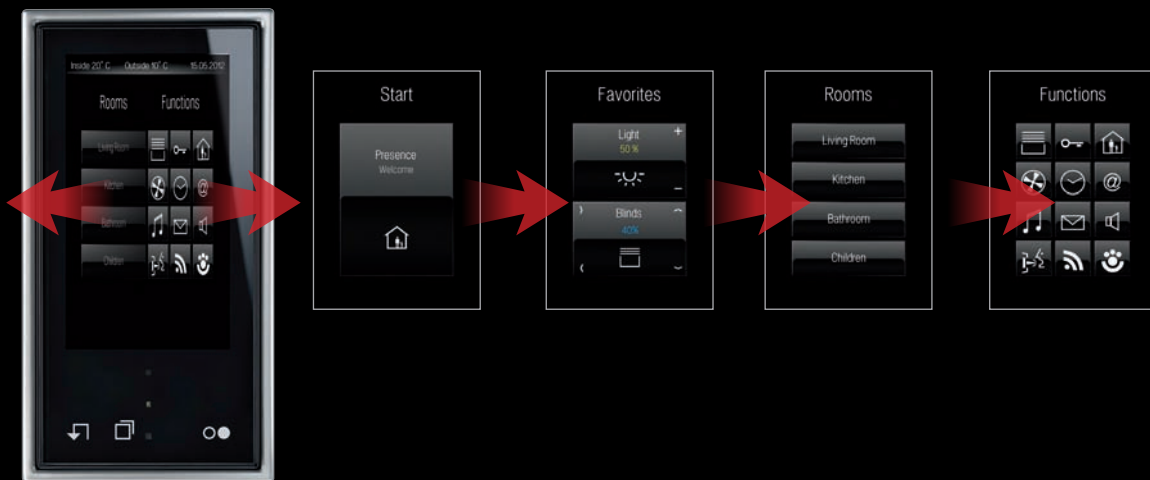
Operation

Change pages, scroll and control like a smartphone. The handling of the Smart Control is immediately apparent: Large switch surfaces, convenient sliders for dimming, moving blinds and setting the temperature.



The structure

The clearly designed user interface arranged by floors and rooms supports the user during operation. To control the lights or blinds centrally, for example, there is the function overview. It provides information about the individual functions, their status and allows direct operation.



The favourites

The Favourites page is available for the most frequently used functions. These are set up according to the personal requirements of the user and thus allow particularly fast access.




Flat Design room controller

All the functions in a graphic display

With the KNX room controller in Flat Design as a room control device, you can control and visualise KNX in-stallations. The operation is carried out conveniently via the large push-buttons and is handled simply according to the principle "press top and bottom, right and left or full surface". They are available without labelling, with symbols or for all-over labelling: individual markers which make the operation of the device easier therefore present no problems. The flat style of the FD enables it to be installed almost flush to the wall which provides a simple and elegant visual effect.

The freely programmable graphic display of the room controller offers sufficient space for one, two or three lines of full text. This enables a versatile and exact representation of the functions. In the event of an alarm for example, not only the signal but also the location and type of alarm is displayed for accurate localisation. In the case of multirooming, both the artist and album name are listed when selecting the music title. Moreover, the display has numerous symbols to represent the basic functions such as heating or cooling which guarantees rapid and clear information. In addition, the device has the fan coil control function available.



4 push-button
to control 8 functions



6 push-button
to control 12 functions



The installation is very simple thanks to the integrated bus coupler. It is carried out in a flush-type box. The special supporting frame that is included with supply enables the combination of frames from the FD and LS Design as well as from the LS ranges.



20.3°C



Blinds



ON

Alarm system

OFF



Temperature



Music



Lights




Central





SA
21.5°C
Sun icon



KNX Room controller

Central control of room functions

In private homes and office buildings, the KNX Room controller is ideal for controlling the lighting, temperature, blinds and shutters. The operation is carried out on two levels: the first offers you full switch sensor functionality via all the push-buttons; on the second level, the temperature regulation is carried out via the two push-buttons on the left and right of the display. You can individually inscribe the labelling field in the centre for clear allocation to identify the respective push-button assignment.

In addition to the time, day of the week and date, the different switching states are indicated on the large, illuminated LC display using clear symbols. This ensures increased clarity and fast transfer of information. In addition, the device has a fan coil application for fan speed control. The current fan status can likewise be read on the display.



8-gang RCD
in stainless steel



6-gang RCD
in stainless steel



5-gang RCD
in stainless steel



3-gang RCD in
stainless steel

JUNG App „Smart Remote“

KNX Building Functions Remote Controlled

The JUNG App Smart Remote enables a comfortable remote control of the entire KNX installation – i. e. lighting, blind/shutter, temperature and even multi media system control. Simply download the JUNG App Smart Remote in the iTunes Store and convert your iPhone, iPod Touch or iPad into your universal remote control.

With the “Welcome function” you are given a welcome home: the blinds go up, the lights are switched on, and the rooms are given your individual preferred temperature.



Control the appropriate lighting scenario with an iPhone? With “Smart Remote”, no problem! Easily control the lighting in the room as well by touching the touch screen.





Thanks to the clear, easy-to-understand layout of the JUNG graphical user interfaces (GUI), you can control all room functions completely intuitively with a touch screen – whether it is the appropriate lighting scenario, shade protection, music in every room or your door communication system. This naturally applies just as much to the KNX panels with the Facility Pilot software as it does to the iPhone, iPod touch or iPad with “Smart Remote”.

JUNG

P-GB-DD 0213



ALBRECHT JUNG GMBH & CO. KG
P.O. Box 1320
D-58569 Schalksmühle
Germany

Tel.: +49 2355 806-553
Fax: +49 2355 806-254
E-mail: mail.vka@jung.de
Internet: www.jung.de/en

For sales contacts in your country see:
www.jung-salescontact.com